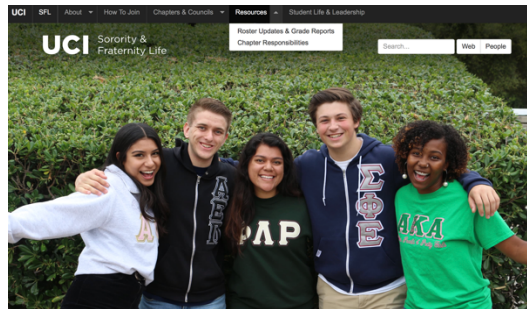
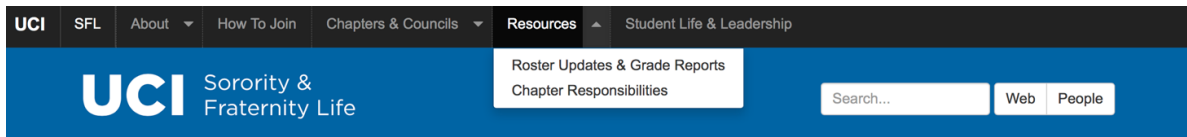


## How to Submit Transcript Release (for New Members)


Visit [sororityfraternity.uci.edu](http://sororityfraternity.uci.edu)



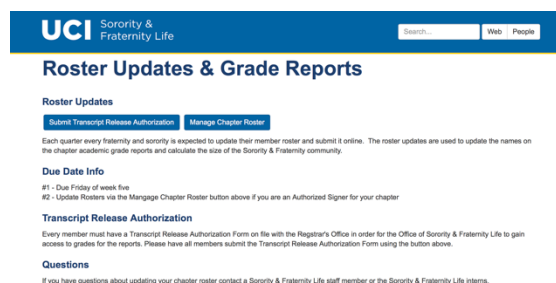
Click on the **Resources** tab and then click on **Roster Updates & Grade Reports**



Note: New Members will need to log-in using their **UCINetID**



Click on **“Submit Transcript Release Authorization”** button



New Members will need to do the following:

- (1) **Select their SFL organization** from a drop down list and Click a checkbox to affirm **Transcript Release**
- (2) Click *Submit*

### Roster Updates

This site is for students to submit transcript release authorization to Sorority & Fraternity Life and for chapter presidents to submit quarterly updates. You are currently logged in as **anonymous**. If this is not your UCINetID, please logout and log back in using your own UCINetID.

### Transcript Release Authorization

**Missing Transcript Release Authorization**  
We don't have a copy of your transcript release authorization on file. Please complete and submit the form below if you are a member of one of the organizations listed.

\* Required Fields

Organization\*

(Please Select Organization)

Transcript Release\*

I hereby give my permission to the Registrar's Office to release, on a quarterly basis, my academic transcript report to the Director of Sorority & Fraternity Life in the Student Life & Leadership Office and the Scholarship Chairperson of my chapter for the duration of my undergraduate career at UCI. It is my understanding that this information will not be made public, but will be kept confidential with the Scholarship Chair, Chapter President, Chapter Advisor, and as required by National Headquarters.

Submit